



Dear Parents,

Firstly, we hope that you and the children had a restful Christmas break and are in good health. We know that over the next few weeks the children may be feeling a little lost and confused with the sudden change to their routine, but we are here to help and will work together to ensure they are happy and have lots to keep them busy!

Over the next 6 weeks we will be uploading lots of activities and resources for you to support the children's home learning. We will be uploading 3 recorded phonics sessions per week and will also upload 1 recorded topic led session, where we will share a key text/story and some ideas for fun activities. We will also be sharing a weekly link to 'Whiterose maths', where you will find 5 sessions to watch per week with a linked activity card for each session. The resources will be uploaded on a weekly basis and will reflect what we will be delivering at school, as much as possible.

You will find all of the recorded sessions on our usual Foundation stage, Learning at Home, 'Course Page', in a section called 'Turtles & Dolphins Planning'. The recorded sessions will be uploaded into a dated folder, along with activities the children can complete following the recorded sessions. Please remember that the Early Years Foundation stage is a 'play based' curriculum. The children also need to be provided

with lots of opportunity for 'self- initiated' 'non-directed' play alongside their guided activities. If you would like more activity suggestions, you can also access the folder named 'Fun Activities', where you will find lots of play and learning ideas you might like to dip into.

As always, we would love you to share any of the children's work from home and invite you to email the teachers if you wish. Please note, we will no longer upload our usual weekly '*Learning at Home*' newsletter and activity sheet.

### **Zoom meetings**

Each week we will keep in contact with your child via a planned zoom meeting. The time, day and link will be sent to you and this will remain the same each week. At these meetings, we will use the opportunity to share different activities with your child including 'show and tell', reading stories and sharing work. Please keep an eye out for when this will be taking place.

Please feel free to contact us if you would like any more information about our learning platform, we are here to help. Please find instructions below on how to access all of the resources.

The health and well-being of the children is the most important thing during these odd times and we hope our contact with you and the children will give them some familiarity. Please stay safe and have fun and we look forward to seeing you all through zoom shortly!

The Foundation Stage team

## The resources can all be found by following these steps:

### Step 1

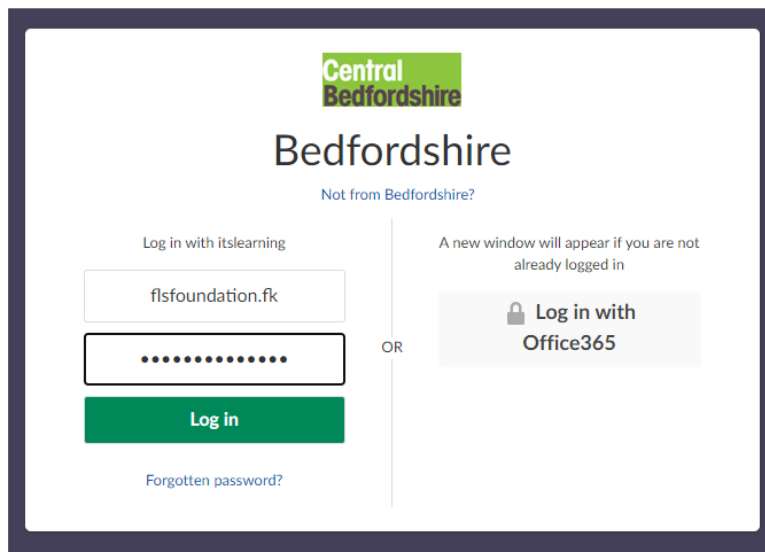
Log into It's Learning using your username and password

Username – flsfoundation.fk

Password – flsfoundation



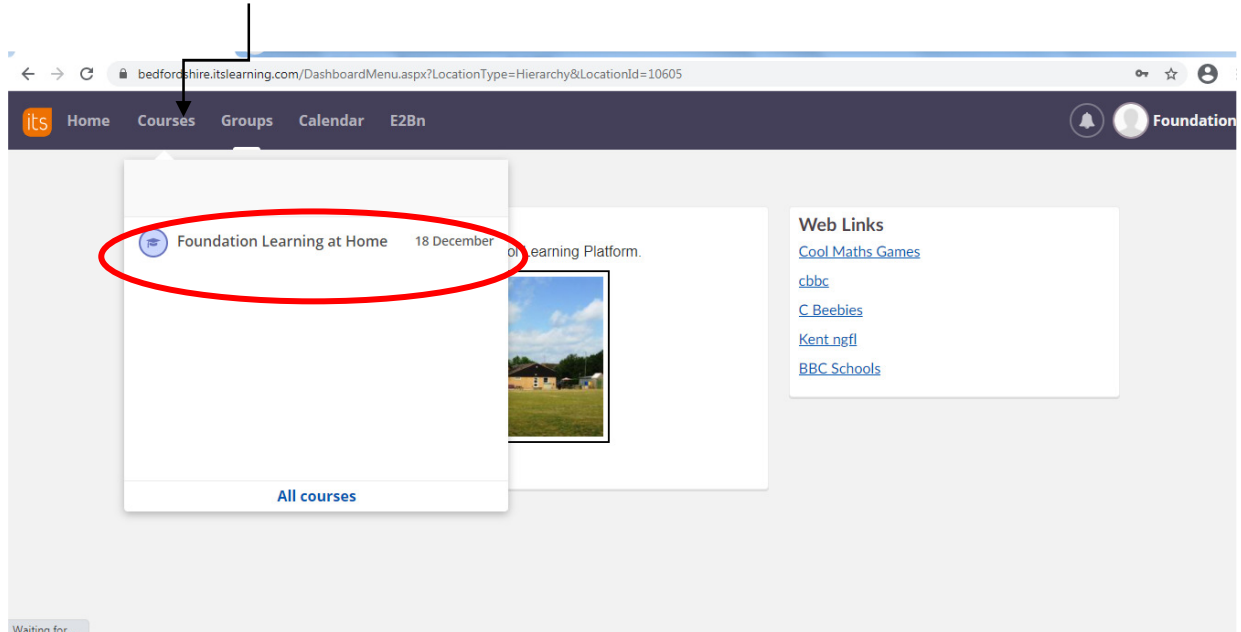
The screenshot shows the homepage of Flitwick Lower School. The header includes the school name and navigation tabs: Home, Information, Parents, Curriculum, Community, Statutory, and Pupil Zone. A central banner features a wooden surface with several bee puppets. To the right of the banner, the 'it's learning' logo is circled in red. Other logos visible include Ofsted Good School 2017, YouTube, and ParentPay Login. On the left, there is a contact details box and a 'Latest News' section with links to 'School Closure Letter 2021', 'Open Day virtual tour', and several newsletters.



The screenshot shows the Bedfordshire login page. At the top, it says 'Central Bedfordshire' and 'Bedfordshire'. Below that, there is a link for 'Not from Bedfordshire?'. The page is divided into two main sections. The left section is for logging in with 'itslearning', featuring a text input field with 'flsfoundation.fk', a password field with masked characters, and a green 'Log in' button. Below the button is a link for 'Forgotten password?'. The right section is for logging in with 'Office365', featuring a grey button with a lock icon and the text 'Log in with Office365'. A note above this button states: 'A new window will appear if you are not already logged in'. The word 'OR' is centered between the two sections.

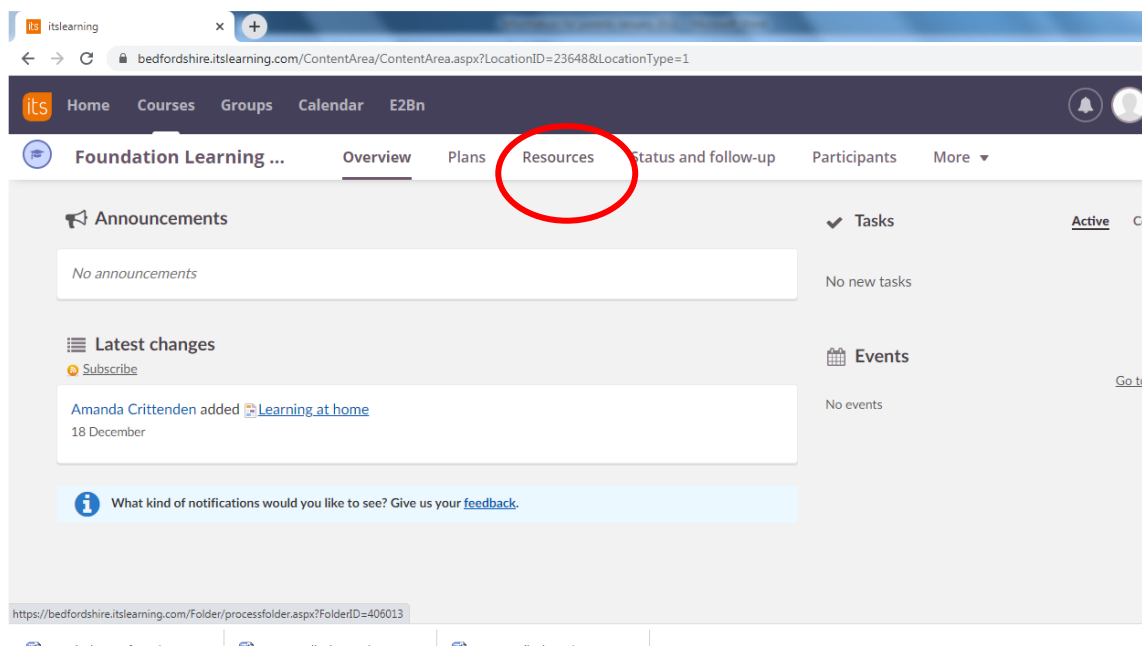
## Step 2

Click on to the courses page and select 'Foundation Learning at Home'



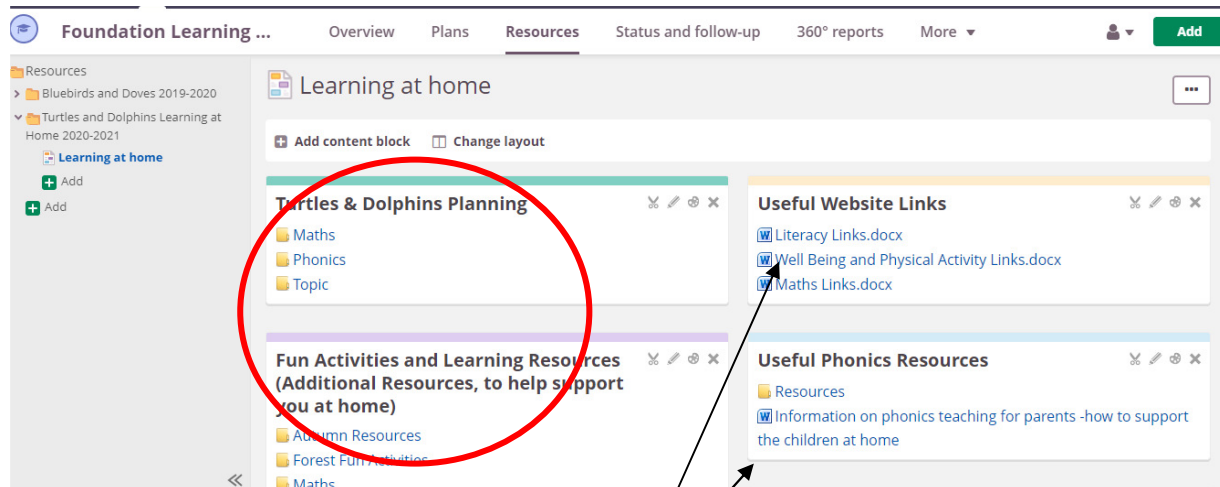
## Step 3

Click on the 'Resources' tab and select the folder named 'Turtles and Dolphins Learning at Home 2020-2021' and click into the next tab that also says 'Learning at Home'.



## Step 4

You will find the recorded sessions and follow up activities in the folder called 'Turtles & Dolphins Planning'. The folder below, called 'Fun Activities' will have additional resources you can 'dip in' to also.



The screenshot shows a web interface for 'Foundation Learning ...'. The main content area is titled 'Learning at home' and contains several content blocks. A red circle highlights the 'Turtles & Dolphins Planning' block, which lists 'Maths', 'Phonics', and 'Topic'. Below it is the 'Fun Activities and Learning Resources (Additional Resources, to help support you at home)' block, which lists 'Admn Resources', 'Forest Fun Activities', and 'Maths'. To the right, there are two more blocks: 'Useful Website Links' with links to 'Literacy Links.docx', 'Well Being and Physical Activity Links.docx', and 'Maths Links.docx'; and 'Useful Phonics Resources' with a link to 'Information on phonics teaching for parents -how to support the children at home'. A black arrow points from the 'Useful Website Links' block towards the text below the screenshot.

You may also find some useful information, resources and activities in the links provided here.